



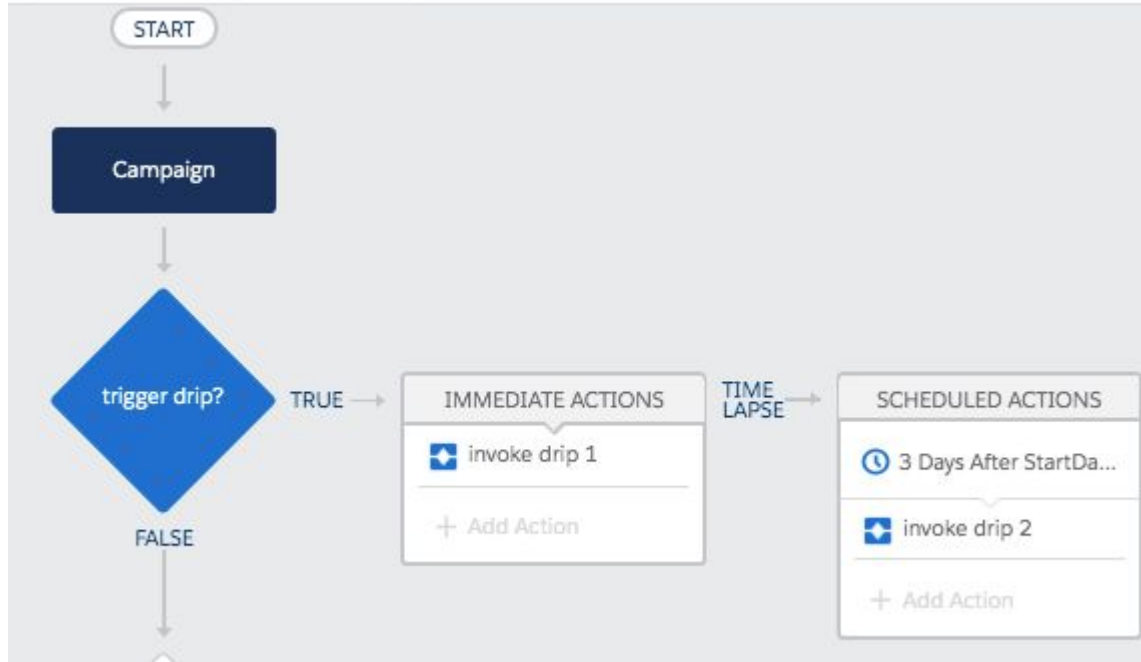
# How to send a drip campaign or an email sequence to Salesforce Campaign Members?

Presented by  
Siva Devaki, Co-CEO @ MassMailer

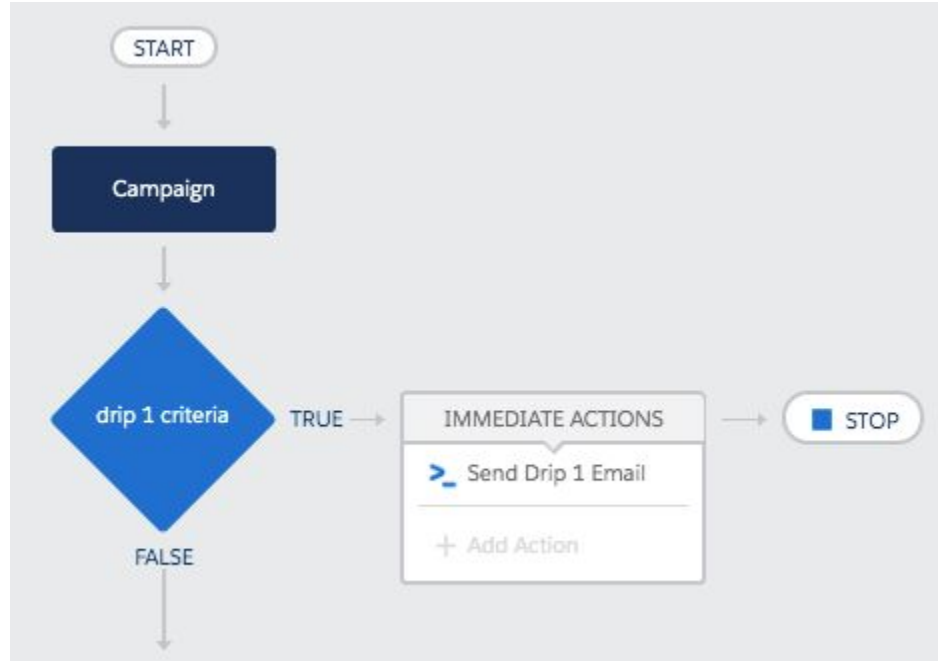
# Drip Campaign or Email Sequence in MassMailer

- MassMailer supports a **drip campaign or sequence of emails** that can be invoked from **Salesforce Process Builder, Salesforce Flow Builder, or Cloud Flow Designer.**
- MassMailer provides an Apex Class that can be called in Actions in Process Builder.
- MassMailer supports sending email alerts to Campaign Members which can be scheduled in a series.

# Example: Drip Campaign Process



# Example: Drip 1 Email Process



# 'Email via MassMailer' Apex Class

## Call Apex



Action Name \*

Send Drip 1 Email


Apex Class \*

Email Via MassMailer

## Set Apex Variables

Field *	Type *	Value *
Template Id	ID ▼	00X3k0000027UGO
Record Id Field	Field Reference ▼	[Campaign].Id 🔍
From Name	String ▼	MassMailer
From Address	String ▼	hello@massmailer.io
Send To Campaign Members	Boolean ▼	True ▼

# We are here to help!



**Siva Devaki,  
Co-CEO**

**+1 800-297-0991 (off)**

**+1 650-248-7958 (cell)**

**[siva.devaki@massmailer.io](mailto:siva.devaki@massmailer.io) (email)**

**[www.massmailer.io](http://www.massmailer.io) (web)**

**[hello@massmailer.io](mailto:hello@massmailer.io) (company email)**

**MassMailer Weekly Webinar on Every Thursday at 9 am PST**